



START MOUNTING PLATE

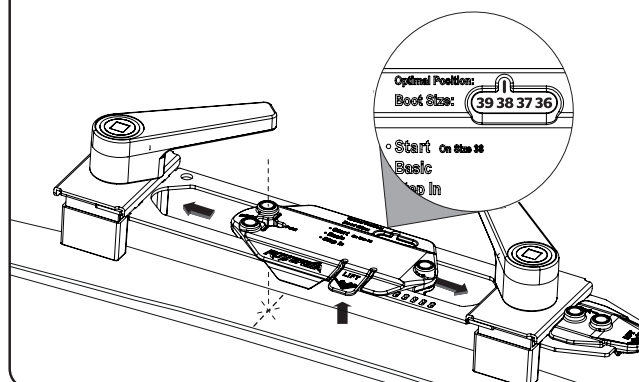


For roller ski: Use Rottefella Rollerski binding.

Ski length: 90 - 130 cm	Ø 3.6 7 mm	6 x 10
Ski length: 130 - 170 cm	Ø 3.6 11,5mm	6 x 14

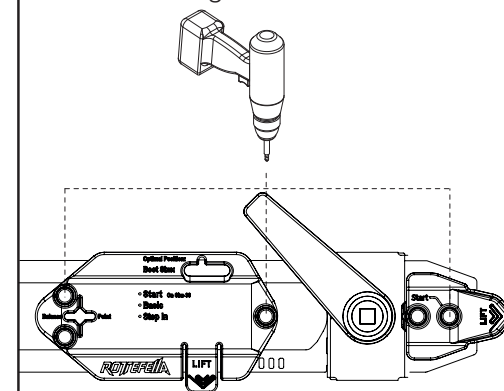
1

Lift lever and move insert to match size 38.
Mount template according to balance point.



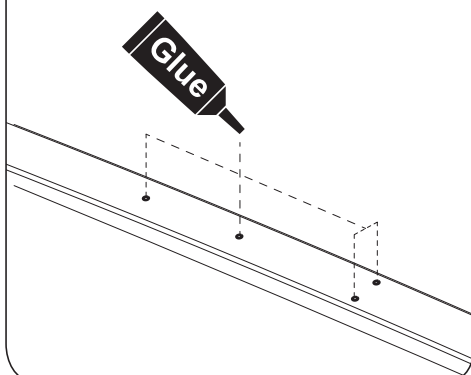
2

Drill holes and remove shavings.



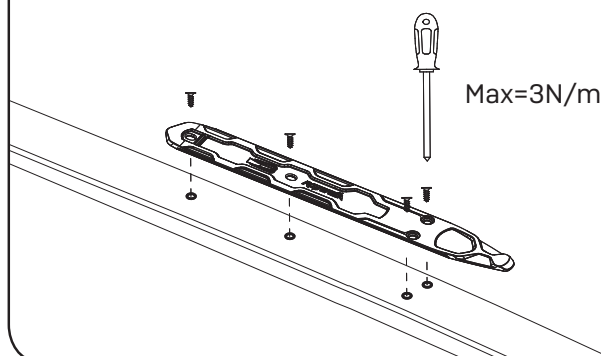
3

Follow the recommendations from the ski producers on type of glue.



3

Secure correct positioning of the mounting plate by screwing in all the screws halfway. Then tighten.



3

Match the tracks from binding to plate, slide til you hear a click.

