

Start mounting plate

POWERED
BY YOU.

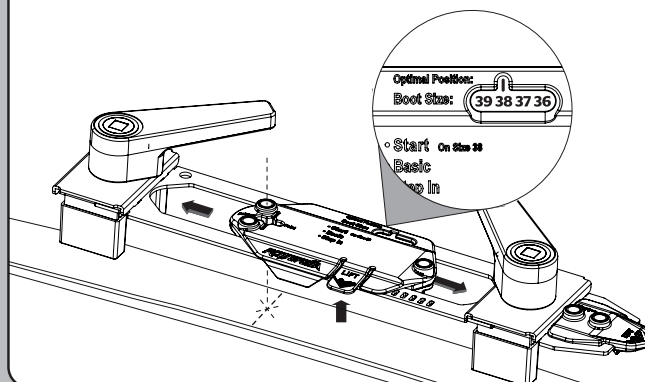
TECHNOLOGY
BY US.



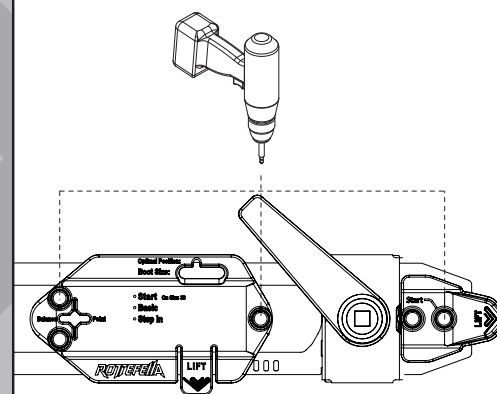
For Roller ski: Use Xcelerator Roller ski binding with safety screws only in combination with Xcelerator Mounting Plate!

Ski length: 90 - 130 cm	Ø 3.6 7 mm	6 x 10
Ski length: 130 - 170 cm	Ø 3.6 11,5 mm	6 x 14

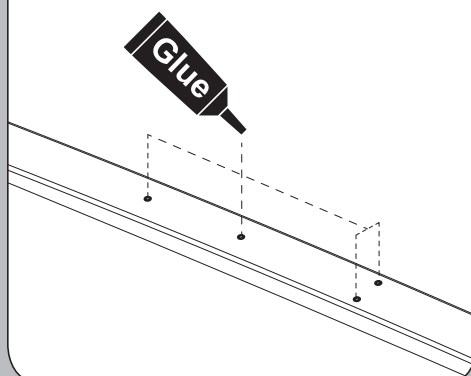
- 1 Lift lever and move insert to match size 38. Mount template according to balance point.



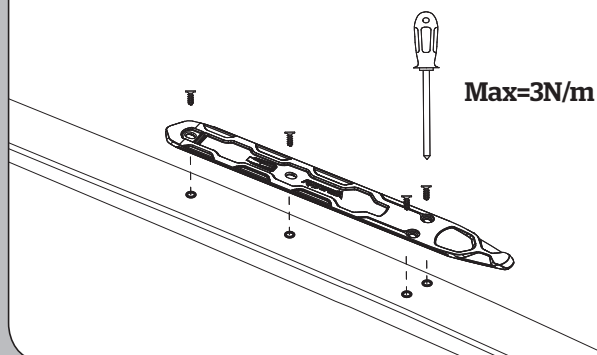
- 2 Drill holes and remove shavings.



- 3 Use binding glue.



- 4 Secure correct positioning of the mounting plate by screwing in **all** the screws halfway. Then tighten.



- 5 Match the tracks from binding to plate, slide til you hear a click.

